

Power Station FSK E12000

MEDIUM VOLTAGE ELECTROLYZER RECTIFIER STATION WITH ALL THE COMPONENTS SUPPLIED ON TOP OF THE SAME SKID PLATFORM

This medium-voltage solution integrates all the necessary elements to develop a large-scale hydrogen electrolysis plant.

Maximize your investment with a minimal effort

Ingeteam's FSK E12000 power station is a compact, customizable and flexible solution that can be configured to suit each customer's requirements. All the equipment is suitable for outdoor installation, so there is no need of any kind of housing.

Higher adaptability and power density

This power station is very versatile, as it presents the MV/LV step-down transformer integrated into a steel platform together with the LV and MV components, including two rectifiers.

Plug & Play technology

This MV solution integrates two IGBT-based rectifiers, liquid-filled hermetically sealed transformer up to 36 kV and provision for low voltage equipment. The MV Skid is delivered pre-assembled for a fast on-site connection with two rectifiers from Ingeteam's INGECON® H2 E Series rectifier family.

Complete accessibility

Thanks to the lack of housing, the rectifiers, the switchgear and the transformer can have immediate access. Furthermore, the design of the E Series rectifiers has been conceived to facilitate maintenance and repair works.

Maximum protection

Ingeteam's E Series rectifiers feature an IP65 protection class for their power stacks thanks to a combined water and air cooling system that optimises the operating temperature of the power electronics.

Apart from that, it features the main electrical protections and it deploys grid support functionalities, such as power factor control, reactive power compensation or active filtering.

Power Station FSK E12000

Medium voltage electrolyzer converter station with all the components supplied on top of the same skid platform

Construction

- Steel base frame.
- Suitable for slab or piers mounting.
- Compact design, minimising freight costs.
- Minimum installation at project site.

Optional accessories

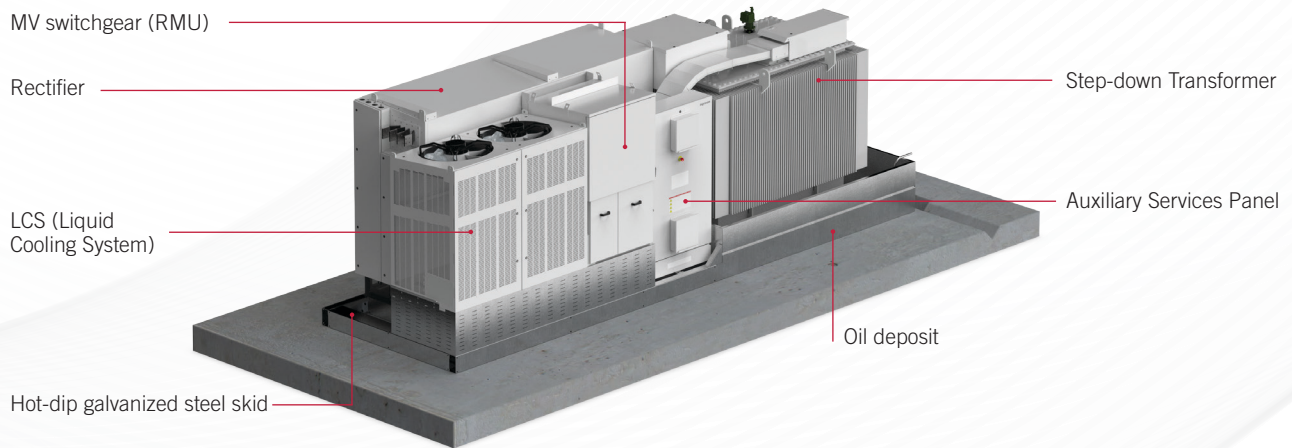
- Auxiliary services transformer (up to 60 kVA, Dyn11).
- MV Surge arresters.
- Low voltage distribution panel.
- Power plant commissioning.
- High-speed Ethernet / fibre optic communication infrastructure for Plug & Play connection to the Power Plant Controller and/or SCADA systems.
- Energy meter for auxiliary services.

- Insulation monitoring relay for continuous monitoring of IS systems insulation.
- Reactive power regulation.

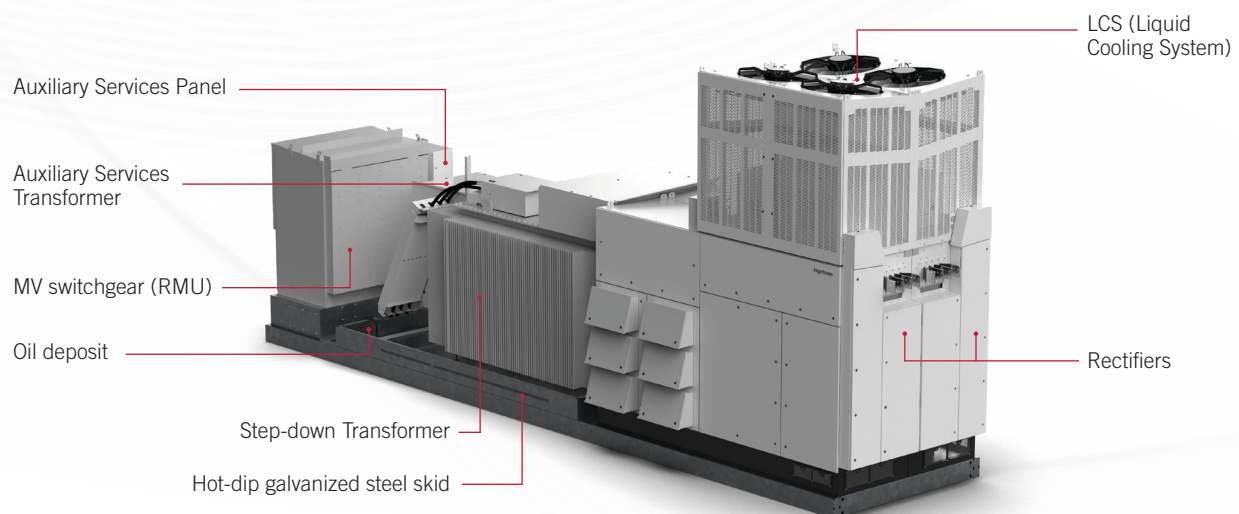
Standard equipment

- One or two rectifiers.
- Liquid-filled hermetically-sealed step-down transformer up to 36 kV.
- 2L1A RMU as standard (OL1A1L, 1L1A & OL1A optional).
- Oil deposit.

E6000 Solution



E12000 Solution



INGECON® H2 FSK E6000

INGECON® H2 FSK E12000

GENERAL INFORMATION

Operating temperature range	from -20 °C to +50 °C
Relative humidity (non condensing)	0 - 100%
Maximum altitude	3,000 masl (power derating starting at 1,000 masl)

RECTIFIER

DC voltage range	350 - 1,300 V	
Maximum DC voltage ⁽¹⁾	1,300 V	
Rated DC current ⁽²⁾	6,000 A	12,000 A
Maximum DC current	7,930 A	15,860 A
Number of power stacks	2	4
Number of outputs ⁽³⁾	2	4

STEP-DOWN TRANSFORMER

Medium voltage	From 20 kV up to 36 kV, 50-60 Hz
Cooling system	ONAN (KNAN optional)
Minimum PEI (Peak Efficiency Index) ⁽⁴⁾	99.40%
Protection degree	IP54

MV SWITCHGEAR (RMU)

Medium voltage	36 kV class, 50 / 60 Hz
Rated current	630 A
Cooling system	Natural air ventilation
Protection degree	IP54

EQUIPMENT

Auxiliary services panel	IP54 self-powered LV panel
MV/LV transformer	Oil-immersed hermetically sealed transformer
MV Switchgear	2L1A RMU as standard (0L1A1L, 1L1A & 0L1A optional)

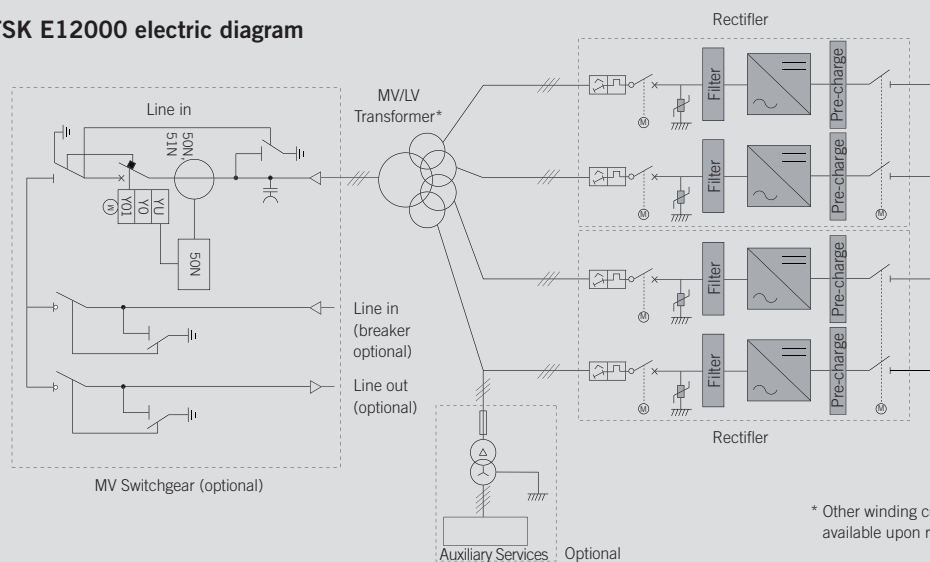
MECHANICAL INFORMATION

Structure type	Hot-dip galvanized steel skid	
Overall system dimensions (L x W x H)	7,250 x 2,100 x 2,575 mm	11,500 x 2,100 x 4,240 mm
Dimensions for shipping (L x W x H)	7,250 x 2,100 x 2,575 mm	11,500 x 2,100 x 2,575 mm
Weight	< 17 T	< 33 T ⁽⁵⁾
Standards	IEC 62271-212, IEC 62271-200, IEC 60076, IEC 61439-1	

Notes

- (1) For lower voltage values, please contact Ingeteam's hydrogen sales department.
- (2) This rated current has been calculated for Vdcrmin=720 V; Vdcrmax=900 V; ambient temperature 35 °C.
- (3) These outputs could be connected to the same electrolyser or to different electrolysers.
- (4) For European installations, ECO design according to the EU 548/2014 and EU 2019/1783 standards.
- (5) The total weight will depend on the total system power and the accessories included.

Ingecon H2 FSK E12000 electric diagram



* Other winding configurations available upon request.

Specifications included in this datasheet could change without notice. Please contact Ingeteam's sales department in case of any queries.

INGECON H2_POWER STATION_FSK_E6000_E12000_ENG_A

EUROPE

Ingeteam Power Technology, S.A.
Avda. Ciudad de la Innovación, 13
31621 Sarriguren (Navarra) - Spain
Tel.: +34 948 288 000
Fax: +34 948 288 001
e-mail: solar.energy@ingeteam.com
bess.energy@ingeteam.com

Ingeteam S.A.
Parque Tecnológico de Bizkaia
Edificio 106
48170, Zamudio (Bizkaia) – Spain
Tel.: +34 944 039 710

Ingeteam S.r.l.
Via Emilia Ponente, 232
48014 Castel Bolognese (RA) - Italy
Tel.: +39 0546 651 490
Fax: +39 054 665 5391
e-mail: italia.energy@ingeteam.com

Ingeteam SAS
140 Rue Carmin - Le Naurouze B
31670 Labège - France
Tel.: +33 (0)5 61 25 00 00
Fax: +33 (0)5 61 25 00 11
e-mail: france@ingeteam.com

Ingeteam, a.s.
Technologická 371/1
70800 Ostrava - Pustkovec
Czech Republic
Tel.: +420 597 476 820
Fax: +420 59 732 6899
e-mail: czech@ingeteam.com

Ingeteam GmbH
Grand Bateau – Zollhof 6
D-40221 – Düsseldorf, Germany
Tel.: +49 (0) 211 78177950
e-mail: deutschland@ingeteam.com

Ingeteam Poland Spzoo
Ul. Koszykowa 60/62 m 39
00-673, Warsaw, Poland
Tel.: (+48) 22 821 99 30
e-mail: polska@ingeteam.com

Ingeteam LTD.
1st Floor, Midas House, 62 Goldsworth Road,
Woking, Surrey GU21 6LQ - United Kingdom
Tel.: +44 (0) 141 488 5290

NORTH AMERICA

Ingeteam Inc.
3550 W. Canal St.
Milwaukee, WI 53208 - USA
Tel.: +1 (414) 934 4100 / +1 (855) 821 7190
Fax: +1 (414) 342 0736
e-mail: usa@ingeteam.com

Ingeteam Power Technology S de RL de CV
Av. Ejercito Nacional Mexicano 351, Chapultepec
Morales, Granada, Manuel Hidalgo
CP: 11520
Ciudad de México, México
Tel.: (+52) 55 6586 9930
e-mail: proveedores.iptm@ingeteam.com

SOUTH AMERICA

Ingeteam Ltda.
Rua Estácio de Sá, 560
Santa Genebra
Campinas - SP
CEP: 13080-010; São Paulo - Brazil
Tel.: (+55) 19 30 37 37 73
e-mail: brazil@ingeteam.com

Ingeteam Chile SpA
Balmoral n.º 309, Piso 10º, Oficina 1008,
7561282 Las Condes
Santiago, Chile
Tel.: (+56) 229 253 825
e-mail: chile@ingeteam.com

ASIA

Ingeteam Power Technology Shanghai, Co. Ltd.
Room 2606-F, No.360 South Pudong Road
China (Shanghai) pilot free trade zone
C.P 200120
Tel.: +86 139 1622 4886
e-mail: liu.yimin@ingeteam.com

Ingeteam India Pvt. Ltd.
Survey No. 111/1-111/3 & 111/5-111/7,
Village No.155, Mambakkam Village,
Chennai - Bangalore Main Road,
Sriperumbudur Taluk,
Kancheepuram District - 602106,
Tamilnadu, India

Ingeteam Power Technology S.A. UAE Branch
Al Bateen tower c6 Bainunah 1st floor
Street 34
Abu Dhabi - UAE
Tel.: +971 2 207 6666

Ingeteam Power Technology S.A.
Thailand representative office
100/67 Vongvanij B Building, 22nd floor,
Rama IX Road., HuayKwang,
10320 Bangkok
Te.: +66 22461798
e-mail: Thailand.pga@ingeteam.com

Ingeteam Vietnam CO., LTD
Spaces Building, 28A Tran Hung Dao Street,
Phan Chu Trinh Ward Hoan Kiem District,
Hanoi City, Vietnam

AUSTRALIA

Ingeteam Australia Pty Ltd.
Iaccelerate Centre, Building 239
Innovation Campus, Squires Way
North Wollongong, NSW 2500 - Australia
Tel.: +61 429 111 190
e-mail: australia@ingeteam.com

Ingeteam

www.ingeteam.com