

MULTI-MPPT STRING INVERTER WITH THE MAXIMUM POWER DENSITY

INGECON® SUN 350TL M12

Greater cost-effectiveness

Thanks to its greater output power, the new INGECON® SUN 350TL M12 allows to drastically reduce the number of inverters required for designing a PV power plant. Thus, it minimises the labour cost and reduces the global cabling cost.

Moreover, it does not require DC combiner boxes, ensuring the minimum possible CAPEX (Capital Expenditures). Furthermore, its string inverter philosophy permits an easy and immediate replacement that does not require qualified technicians.

Higher flexibility and power density

The highest flexibility thanks to its maximum DC voltage (1,500 V) and to its wide voltage range MPP (850-1,300 V). Awesome power density, with up to 350 kW.

Long-lasting and rugged design

Aluminium casing, especially conceived for indoor and outdoor applications (IP66). The INGECON® SUN 350TL M12 inverters have been designed to guarantee a long life expectancy and to withstand extreme temperatures.

Wi-Fi communication as standard

The inverter features Wi-Fi communication as standard. This Wi-Fi interface is used to commission the inverter through the INGECON® SUN Monitor App, available for iOS and Android. A wizard guides the user through the entire start-up process.

SPE (Single Pair Ethernet)

The inverter features SPE communication as standard. Using SPE, the communication with the inverters can be established up to 1,000 meters. Moreover, these inverters enables daisy chain connection. Thus, several inverters can be connected to the same SPE line. The versatility and possibilities offered by the SPE are an important improvement at the plant's communication network.

Grid support

The INGECON® SUN 350TL M12 has been designed to comply with the grid connection requirements in different countries, contributing to the quality and stability of the electric system. These inverters therefore feature a low voltage ride-through capability, and can deliver reactive power and control the active power delivered to the grid.

Remote monitoring

The inverter can be monitored with the www.ingeconsunmonitor.com website or with the INGECON® SUN Monitor App.



INGECON® SUN 350TL M12

Fully equipped

In order to achieve the maximum performance with the maximum cost-effectiveness, the INGECON® SUN 350TL M12 inverter is supplied totally equipped with all the electrical protections.

Integrated components

Photovoltaic connectors	✓
DC switch (3 units)	✓
DC surge arresters, type II	✓
AC surge arresters, type II	✓
Strings current metering kit	✓
Wi-Fi communication	✓
SPE (Single Pair Ethernet) communication	✓

MAIN FEATURES


- 12 MPPTs.
- 2 strings per MPPT.
- PID recovery.
- Reactive power capability.
- Reactive power injection at night.
- Low-voltage ride-through capability.
- 99.05% maximum efficiency.
- Single Pair Ethernet and Wi-Fi communications.
- Integrated Webserver.
- Software INGECON® SUN Monitor for PV plant monitoring.
- Suitable for indoor and outdoor installations (IP66).
- High temperature performance.
- One digital input and one digital output.

PROTECTIONS

- Shortcircuits and overloads at the output.
- Anti-islanding with automatic disconnection.
- Insulation faults.
- AC overvoltages with type II surge arresters.
- DC overvoltages with type II surge arresters.

BENEFITS

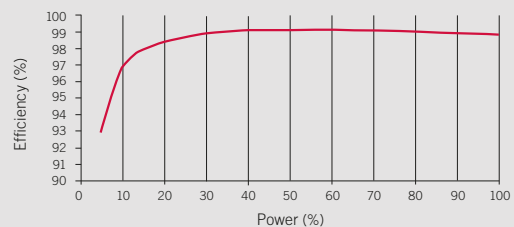
- Greater power density.
- Greater cost-effectiveness thanks to the cabling cost reduction.
- High availability compared to central inverters.
- High efficiency rates.
- Easy maintenance.



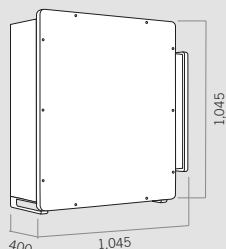
350TL M12	
800 V	
Input (DC)	
Operating voltage range	700 - 1,500 V
MPP voltage range	850 - 1,300 V
Maximum voltage	1,500 V
Maximum current per input	22.5 A
Number of inputs per MPPT	2
Number of MPPTs	12
Output (AC)	
Rated power	346 kVA
Maximum current	250 A
Ambient temperature for rated power	37 °C
Rated voltage	3 / PE, 800 V
Frequency	50 / 60 Hz
Type of grid	IT / TT
Power factor adjustable ⁽¹⁾	Yes, 0 - 1 (leading / lagging)
THD (Total Harmonic Distortion) ⁽²⁾	<3%
Efficiency	
Maximum efficiency	99.05%
Euroefficiency	98.60%
General information	
Cooling system	Forced ventilation
Air flow	900 m ³ /h
Stand-by consumption	25 W
Operation temperature	-30 °C to 60 °C
Relative humidity (non-condensing)	0 - 100%
Protection class	IP66 / NEMA 4
Residual current monitoring unit	Yes
Maximum operating altitude	4,000 m.a.s.l. (for installations beyond 1,000 m.a.s.l., please contact Ingeteam's solar sales department)
Connection	AC connection: max. cross section: 400 mm ² (one cable) DC connection: 6 mm ² MC4-Evo ² (10 mm ² optional)
Marking	CE
EMC and safety standards	EN 61000-6-1, EN 61000-6-2, EN 61000-6-3, EN 61000-6-4, EN 61000-3-2, EN 61000-3-3, EN 61000-3-11, EN 61000-3-12, EN 62109-1, EN 62109-2, IEC62103, EN 50178, FCC Part 15, IEC60068-2-1:2007, IEC60068-2-2:20007, IEC60068-2-14:2009, IEC60068-2-30:2005, IEC62116, IEC61683 y EN50530
Grid connection standards	DIN V VDE V 0126-1-1, EN 50439, EN 50549, CEI 0-21, CEI 0-16 VDE-AR-N 4105:2011-08, P.O.12.3, BDEW, IEC 62116, IEC 61727, UNE 206007-1, ABNT NBR 16149, ABNT NBR 16150, Brazilian Grid Code, South African Grid Code, Chilean Grid Code, DEWA 2.0, Jordanian Grid Code, G99, VDE-AR-4110, NTS de REE, Directive EU 2016/631

Notes: ⁽¹⁾ Extended adjustment range for nominal working points ⁽²⁾ For rated AC power and voltage in accordance with IEC 61000-3-4.

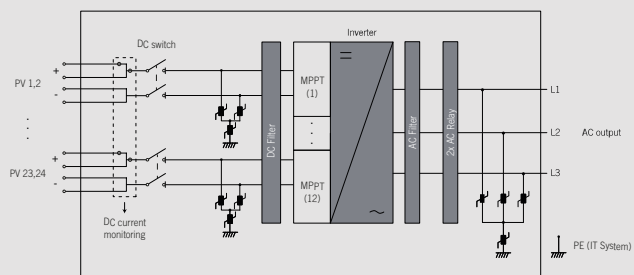
Efficiency INGECON® SUN 350TL M12



Size and weight (mm)



350TL M12
150 kg.



EUROPE

Ingeteam Power Technology, S.A.
Avda. Ciudad de la Innovación, 13
31621 Sarriguren (Navarra) - Spain
Tel.: +34 948 288 000
Fax: +34 948 288 001
e-mail: evc.energy@ingeteam.com

Ingeteam S.r.l.
Via Emilia Ponente, 232
48014 Castel Bolognese (RA) - Italy
Tel.: +39 0546 651 490
Fax: +39 054 665 5391
e-mail: emobility.italia@ingeteam.com

Ingeteam SAS
140 Rue Carmin - Le Naurouze B
31670 Labège - France
Tel.: +33 (0)5 61 25 00 00
Fax: +33 (0)5 61 25 00 11
e-mail: france@ingeteam.com

Ingeteam, a.s.
Technologická 371/1
70800 Ostrava - Pustkovec
Czech Republic
Tel.: +420 59 747 6800
Fax: +420 59 732 6899
e-mail: czech@ingeteam.com

Ingeteam GmbH
Grand Bateau – Zollhof 6
D-40221 – Düsseldorf, Germany
Tel.: +49 (0) 211 78177950
e-mail: deutschland@ingeteam.com

Ingeteam Poland Spzoo
Ul. Koszykowa 60/62 m 39
00-673, Warsaw, Poland
Tel.: (+48) 22 821 99 30
e-mail: polska@ingeteam.com

Ingeteam LTD.
Unit 10 Gordano 19, Garanor Way, Portbury
Bristol, BS20 TXE - United Kingdom
Tel.: +44 (0) 331 630 0305

NORTH AMERICA

Ingeteam Inc.
3550 W. Canal St.
Milwaukee, WI 53208 - USA
Tel.: +1 (414) 934 4100 / +1 (855) 821 7190
Fax: +1 (414) 342 0736
e-mail: usa@ingeteam.com

Ingeteam Power Technology México S de RL de CV
Av. Ejército Nacional Mexicano 351,
Chapultepec Morales, Granada,
Miguel Hidalgo,
CP: 11520
Ciudad de México, CDMX
Tel.: (+52) 55 6586 9930
e-mail: proveedores.iptrm@ingeteam.com

SOUTH AMERICA

Ingeteam Ltda.
Rua Estácio de Sá, 560
Santa Genebra
Campinas - SP
CEP: 13080-010; São Paulo - Brazil
Tel.: (+55) 19 30 37 37 73
e-mail: brazil@ingeteam.com

Ingeteam Chile SpA
Balmoral n.º 309, Piso 10º, Oficina 1008,
7561282 Las Condes
Santiago, Chile
Tel.: (+56) 229 253 825
e-mail: chile@ingeteam.com

ASIA

Ingeteam Power Technology Shanghai, Co. Ltd.
Room 2606-F, No.360 South Pudong Road
China (Shanghai) pilot free trade zone
C.P 200120
Tel.: +86 139 1622 4886
e-mail: liu.yimin@ingeteam.com

Ingeteam India Pvt. Ltd.
Survey No. 111/1-111/3 & 111/5-111/7,
Village No.155, Mambakkam Village,
Chennai - Bangalore Main Road,
Sriperumbudur Taluk,
Kancheepuram District - 602106,
Tamilnadu, India

Ingeteam Power Technology S.A. UAE Branch
Al Bateen tower c6 Bainunah 1st floor
Street 34
Abu Dhabi - UAE
Tel.: +971 2 207 6666

Ingeteam Power Technology S.A.
Thailand representative office
100/67 Vongvanij B Building, 22nd floor,
Rama IX Road., HuayKwang,
10320 Bangkok
Te.: +66 22461798
e-mail: Thailand.pga@ingeteam.com

AUSTRALIA

Ingeteam Australia Pty Ltd.
Iaccelerate Centre, Building 239
Innovation Campus, Squires Way
North Wollongong, NSW 2500 - Australia
Tel.: +61 429 111 190
e-mail: australia@ingeteam.com

Ingeteam

www.ingeteam.com